

# IIEI&H NEWSLETTER



January-2025, Volume 9, Issue 1

## 37th AGM of IIEI&H held

The 37th Annual General Meeting (AGM) of Ispahani Islamia Eye Institute and Hospital (IIEI&H) society was held on December 01, 2024, at 11.00 am in the Freed Hollows Auditorium, IIEI&H. The meeting was attended by the general and life members of the society. Mr. Mirza Salman Ispahani, chairman of the society appreciated the remarkable performance of the hospital in his inauguration speech. He also acknowledged the contributions of all the members, development partners, and well-wishers for their continuous support for Islamia.

highlighting the financial and clinical performance of the fiscal year 2023-2024. The members of the society expressed their deep satisfaction with the steady growth and development of the hospital. Mr. Anisuddin Ahmed Khan, Chair NRC and distinguished member of the IIEI&H MC, in his vote of thanks expressed his gratitude to the Management Committee (MC), hospital management, and all members of the hospital for the splendid performance of the last fiscal year. He also expressed his gratitude to all concerned for organizing the AGM smoothly in his vote of thanks.



Mr. Mirza Salman Ispahani, Chairman of IIEI&H Society participated in the AGM registration.



Prof. Dr. Mostafizur Rahman, Director, MS, & member MC participated in the AGM registration



Ms. Zahida Ispahani, advisor of IIEI&H Society participated in the AGM registration



Chairman, IIEI&H Society is delivering his welcome speech at the AGM-2024



Prof. Khan M. A. Manzur member of the IIEI&H Society doing his registration for AGM-2024

He also highlighted the enormous contributions of the doctors, nurses, and all members for rendering excellent support to the victim students and others affected during the students' anti-discrimination movement in July-August 2024. The CEO gave a PowerPoint presentation



Participants of the AGM-2024



Member of the IIEI&H society participated in the discussion session



Participants of the AGM-2024 with the Chairman of IIEI&H society



Chairman, Advisor, & CEO of the IIEI&H society at AGM-2024



Knifing the cake in honor of celebration of Birthday and Happy December, immediately after the AGM

### IIEI&H society Get-Together-2024 held

IIEI&H Society Get-Together-2024 was held on January 9, 2025, at the Annex building Auditorium. Chairman, advisor, CEO, and Management Committee (MC) members of the IIEI&H society attended the get-together-2024. Lunch, gala dinner, raffle draw, and cultural program were included in the get-together event. IIEI&H doctors and staff members performed in the cultural program.



Chairman & CEO IIEI&H society attended the get-together



Participants of get-together-2024



Glimpse of cultural event



CEO expressed his views on get-together-2024



Director, MS giving his comments on get-together-2024 program



Director, MS giving his comments on get-together-2024 program



Short drama attended by doctors



Glimpse of the short drama of cultural event of get-together-2024



Glimpse of Short Drama acting by doctors



CEO & Director, MS in the cultural event



Cultural program participants of get-together-2024



Participants of cultural event



Advisor, IIEI&H society visited get-together-2024 stall



Group song performed in the cultural event



Rock concert by doctor



Raffle draw session



Raffle draw winner receiving prize from CEO



Raffle draw gift winner receives prize from the MC member of IIEI&H society

## OCULAR MANIFESTATIONS OF CROUZON SYNDROME: A RARE CASE

**Dr. A. S. M. Moin Uddin**

Associate Professor and Senior Consultant  
Department of cornea and anterior segment  
Dr. Ahmed Saidu

Long term fellow

Department of cornea and anterior segment

Mr. Priobroto Pramanik Mohadeb, a 9-years old-child came to our hospital from Sirajganj district with a gradual loss of vision in both eyes. He had VA - FF in both eyes, we found that he had MGD with Dry Eye Syndrome and bilateral developmental cataract in a child with Crouzon syndrome.

### Crouzon syndrome disease:

Crouzon syndrome is a genetic disorder characterized by the premature fusion of certain skull bones (craniosynostosis). Craniosynostosis is the most common inborn skull

abnormality, resulting from untimely fusion of sutures of the cranium. The incidence of this disease is 1.6 per 100,000 population, constituting 4.5% of all craniosynostosis patients. Many features of Crouzon syndrome result from the premature fusion of the skull bones. Abnormal growth of these bones leads to wide-set, bulging eyes and vision problems caused by shallow eye sockets; eyes that do not point in the same direction (strabismus); a beaked nose; and an underdeveloped upper jaw. The severity of these signs and symptoms varies among affected people. Individuals with Crouzon syndrome usually have normal intelligence. Early and correct diagnosis of Crouzon syndrome is critical for treatment planning and timing of every procedure. The prognosis depends on the severity of Crouzon syndrome.

### Management of Crouzon syndrome

#### Medical care

Almost half of the cases had potentially correctable causes, including amblyopia and ametropia. Early detection of eye problems to reduce amblyopia by correction of refractory errors and timely treatment of strabismus and patching are indicated; optic atrophy remains an important cause of visual impairment before cranial decompression. To relieve airway obstruction, a nasal continuous positive airway pressure device may be needed. Close otologic and audiologic follow-up is indicated to detect sensorineural hearing loss. Management of speech may be necessary by speech therapists.

#### Surgical care

Surgical treatments are:

- Fronto-orbital advancement with cranial decompression.
- Correction of midfacial hypoplasia - With procedures such as Le Fort III osteotomy or its segmental variants, monobloc fronto-facial advancement, and bipartition osteotomy.
- Craniofacial disjunction procedure, followed by gradual bone distraction (Ilizarov procedure) - Reported to produce complete correction of exophthalmos and improvement in the functional and aesthetic aspects of the middle third of the face without the need for bone graft, in patients aged 6-11 years.
- Adult Crouzon syndrome, often presenting with marked midface hypoplasia and exorbitism, can be corrected by orbital decompression and zygomaticomaxillary advancement.



Patient Priobroto Pramanik Mohadeb

### Certificate-given ceremony held for IIEI&H short & long-term fellows

IIEI&H Education department arranged a certificate-giving ceremony at Freed Hollows Auditorium for the long-term fellows; Dr. Robiul Alam, Dr. Md. Wahiduzzaman, Dr. Basil Anwar, Dr. Nahal Mostak Khan Arnab, Dr. Golam Mohaimen Chowdhury (Vitreo Retina), Dr. Hamida Akter, Dr. Md. Shakhawat Hossain (Cornea & Anterior Segment), Dr. Labony Roy (Oculoplasty & Orbit), Dr. Tamanna Hossain (Neuro-ophthalmology) and short-term fellow Dr. Saka Idris (Vitreo Retina) and Dr. Kazi Faria Jasmin (Paediatric Ophthalmology and Strabismus). The fellows received their certificates for short and long-term fellowships in different sub-specialties for successful completion of their fellowship. The CEO, director of medical services, director of education, trainers, doctors, and staff members of the education department attended the event.



Dr. Robiul Alam is receiving his long-term fellowship completion certificate



Dr. Md. Wahiduzzaman is receiving his fellowship completion certificate



Dr. Basil Anwar is receiving his fellowship completion certificate



Dr. Nahal Mostak Khan Arnab is receiving his fellowship completion certificate



Dr. Golam Mohaimen Chowdhury is receiving his fellowship completion certificate



Dr. Hamida Akter is receiving her fellowship completion certificate from the CEO



Dr. Md. Shakhawat Hossain is receiving his fellowship completion certificate from the CEO



Dr. Labony Roy is receiving her fellowship completion certificate



Dr. Tamanna Hossain is receiving her fellowship completion certificate from the CEO



Dr. Saka Idris is receiving his short-term fellowship completion certificate



Dr. Kazi Faria Jasmin is receiving her short-term fellowship completion certificate



Participants of the certificate-giving ceremony

### Alport Syndrome: A Rare Case Report

Dr Farhana Yasmin  
Assistant Professor & Consultant  
Department of Vitreo Retina

#### Alport Syndrome:

Alport Syndrome is a genetic disorder affecting around 1 in 5,000-10,000 children. It is caused by an inherited defect in type IV collagen which is an important structural component of basement membranes in the kidney, inner ear, and eye. Eighty percent of the patients have sensorineural deafness and 40% of the patients have lenticonus and retinal flecks in the eye.

#### Diagnosis & Treatment:

A 20-year-old male patient attended our department with complaints of gradual deterioration of vision in the left eye for 7-8 months. The patient had a history of cataract surgery in the right eye, 2 years ago. On examination, the right eye vision was 6/12 and the left eye vision was FC3m, which was not improved with glasses or pinhole. Anterior lenticonus was seen in the left eye and the lens was clear. In the left eye, direct ophthalmoscopy showed an oil droplet sign in the lens. A routine examination of the urine of the patient reveals the presence of RBC. We suspected the case was Alport Syndrome from the above findings. We referred the patient to the ENT specialist and examination showed moderate to severe sensorineural hearing loss in both ears. After phacoemulsification with foldable posterior chamber intraocular lens implantation in the left eye patient vision improved to 6/9.

Early diagnosis is critical not only for the management of systemic features but also for visual rehabilitation in collaboration with the nephrologist, the ENT specialist, and the ophthalmologist. Clear lens extraction with posterior chamber intraocular lens implantation should be carried out for better visual prognosis.



Figure: Anterior Lenticonus



Figure: Oil droplet sign

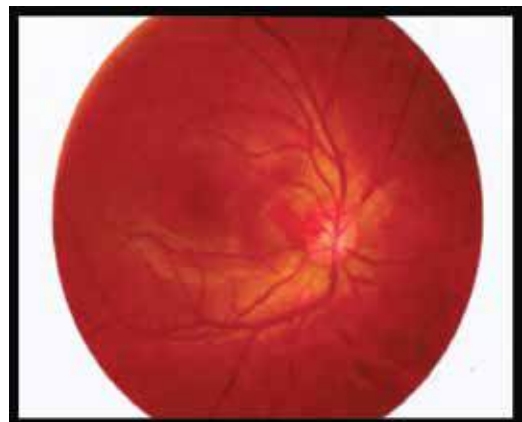


Figure: CFP-R/E -Normal

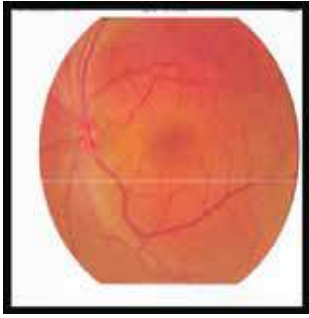


Figure: CFP L/E mild haze




Figure: Moderate to severe sensory neural hearing loss

### Director General (DG) NGO Affairs Bureau paid a Visit at IIEI&H

Mr. Md. Saidur Rahman, Director General (DG) NGO Affairs Bureau visited Ispahani Islamia Eye Institute & Hospital (IIEI&H), on November 20, 2024. An introductory brief meeting with Mr. Md. Saidur Rahman was held at the Chairman's Meeting Room. The CEO, Director-CS, DD, MS, DD-OSS, Associate Director-HR, and Associate Director-NM&QA joined the meeting. Mr. Rahman visited the wet lab and other facilities of the hospital and expressed his great satisfaction with the standard of the services being provided to the patients. He also put his comments in the visitors' book before departure.



CEO welcomes Director General (DG) NGO Affairs Bureau at IIEI&H



Mr. Md. Saidur Rahman attended a formal meeting with the IIEI&H team



Director General (DG) NGO Affairs Bureau visited the wet lab



Mr. Md. Saidur Rahman put his comments in the visitors' book

### CME session on advances in ocular biometry and IOL formulae held at IIEI&H

As a part of Continuing Medical Education (CME), a lecture on Advances in ocular biometry and IOL formulae was held on January 16, 2025, at Fred Hollows Foundation at IIEI&H. This CME was jointly organized by the IIEI&H Cataract department and the Scientific partner Alcon. The CEO, IIEI&H attended the event as the Chairperson, and Dr. Suheb Ahmed, consultant-ophthalmologist, Head of Unit, Northern Health, Melbourne, Australia, presented a paper as the keynote speaker. Doctors of IIEI&H attended the CME session. The doctors of the Cataract department immensely benefited from this CME.



Dr. Suheb Ahmed met with the CEO in his office before the CME session



Dr. Quazi Sazzad Iftekhar is delivering his welcome speech at the CME event



Dr. Suheb Ahmed is presenting his scientific paper at the CME event



CEO is delivering his speech at the CME event



Participants in the CME event



Foreign Ophthalmologist put his comments in the visitor book

### Experience of Dr. Saka Idris as a Foreign Fellow at IIEI&H

I am Dr. Saka Idris, a general Ophthalmologist from Nigeria. I have completed my three months of fellowship training at the Ispahani Islamia Eye Institute and Hospital (IIEI&H) under the sponsorship of the International Ophthalmological Foundation Fellowship (IOFF) program. The organizational structure of the institute has opened my eyes to possibilities and better ways to serve humanity and improve service provision and human resource development in eye care. I learned a lot from the Vitreo-Retina department consultants and the fellow's daily activities. Every consultant had a deep wealth of experience in clinical and academic areas. I refined my knowledge of Retina diseases and understood in more detail than most literature will depict, the uniqueness required in eye care services in respect of race, religion, and gender for every community. I am grateful to IOFF and IIEI&H for allowing me to attend and complete this fellowship training. I am returning to Nigeria with great spirits and hope

that in the upcoming days, Nigerian eye care provision will develop in alignment with government and non-government charity organizations at the same level as IIEI&H rendering their services for the people.



Fellow performing diagnosis in the clinic

### Newsletter Editorial Board Meeting Held

The 4th Newsletter editorial board meeting was held on January 15, 2025, at 4.15 pm in the Chairman's office room. The editorial board Chief chaired the meeting. The head of the editorial board appreciated the efforts & dedication of the Newsletter committee members toward publishing the quarterly newsletter on regular basis. A total of 5 agendas were discussed and a few important decisions were made.



Editorial board members attended the newsletter editorial board meeting



Newsletter Editorial-Chief Chaired the meeting.



### 39th ERC meeting held

As part of the continuous academic activities of the II&H education department, the 39th Ethical Review Committee (ERC) meeting was held on 14th December 2024 in the Education Department meeting room. The 39th ERC meeting was chaired by Prof. ASM Kamal Uddin, and attended by member secretary, Prof. Dr. Sarwar Alam, ERC member Prof. Dr. Anisur Rahman, Prof. Dr. Mostafa Hossain, Associate Prof. Dr. Mahmood Mujtaba, and Mr. Abu Naser Siddique attended the ERC meeting. In the 39th ERC meetings, the committee reviewed a total of 4 protocols and approved 4 protocols with some minor corrections.



39th ERC meeting held at the education department



ERC and RC members attended the 39th ERC meeting

### Monthly Birthday Celebration of Doctors and other Colleagues

As part of the monthly birthday celebration program, the II&H family celebrated the birthdays of doctors and other colleagues in a befitting manner. At the event, the CEO, Director of Medical Services, Director of Community Services, Deputy Director of Medical Services, Subspecialties Heads, doctors, and officials of II&H attended the event. The CEO and the DMS greeted the colleagues with flowers on their birthdays and wished them with good health, happiness, and prosperity through knifing a cake on a selected day in each month.



CEO & Director, MS welcomes the doctor with flowers



CEO & Director, MS welcomes the doctor with flowers



CEO welcomes the doctor with flowers



Director, MS welcomes the doctor with flowers



CEO welcomes the doctor with flowers



CEO & Director, MS welcomes the doctor with flowers



Director, MS welcomes the doctor with flowers



CEO & Director, MS welcomes the doctor with flowers



CEO welcomes HoD, Optometry with flowers



CEO & Director, MS welcomes the doctor with flowers



Director, MS & HoD, HR welcomes the doctor with flowers



CEO welcomes the doctor with flowers



Knifing a cake to celebrate the birthday of doctors and other Colleagues

**Achievements of FCPS Part-I exam passed Students Celebrated**

Ispahani Islamia Eye Institute & Hospital's (II&H) Education department has significantly contributed to the education and clinical research activities of the young ophthalmologists since its inception. Six (06) students have passed part I of FCPS successfully under the Bangladesh College of Physicians and Surgeons (BCPS) exam. II&H education department celebrated their success. The CEO, Director of Medical Services, Director & Deputy Director of the Education Department, and Deputy Director of Medical Services welcomed them and wished them good health, happiness, and a bright career ahead.



FCPS part-I passed student with CEO, Director, MS & Director, Education



FCPS Part-I Passed students

**Regular interaction meetings with the short and long-term fellowship held**

II&H education department arranged regular interaction meetings with our local and international short-term and long-term fellows. The aim of the interaction meeting is to share thoughts and views regarding clinical and academic activities and enhance the facilities for the fellows. The CEO, HoDs, Mentors, and Dissertation supervisors attended the interaction dialogue.



Fellows, CEO, HoDs, Mentors, and Dissertation supervisors attended the interaction dialogue



Fellows attended the interaction session

**Handing over Financial Assistance & Blankets for the Patients**

The social welfare department, under the Ministry of Social Welfare, supports poor patients in the hospital and as part of this activity social welfare unit hands over financial assistance cheques to the poor patients. In the event Prof. Sadia Sultana, and Ms. Tania Sultana, the Social Welfare officer were present and distributed the donated money. In another event, a total of 41 blankets were handed over to Dr. Quazi Sazzad Iftekhar, Deputy Director, Medical Services, II&H.



Prof. Dr. Sadia Sultana & Ms. Tania Sultana, Social welfare officer present in the event



Handing over financial assistance to the patients



Patient receiving financial assistance from the social welfare department



Blankets handed over to DD, MS for poor patients



Gate - 1



Gate - 2



Gate - 3



Gate - 4

### Contact us

Ispahani Islamia Eye Institute and Hospital  
116/C/2, Monipuripara, Farmgate  
Dhaka-1215, Bangladesh  
Email: info@islamia.org.bd  
Phone: 8141969, 8143158, 55028622  
Call Center: 096 109 98333

#### Time Schedule:

7:30 am to 6:00 pm (Sat to Wed)  
7:30 am to 1:30 pm (Thursday)  
We are closed: Friday / Public Holidays

#### Our Branch Hospitals Location

##### Jamalpur Branch:

Satadal, Amlapara, Jamalpur-2000,  
Bangladesh, Tel: 02-997773536  
Email: omjbh@islamia.org.bd

##### Naogaon Branch:

Noor Manjil, Chalk Mokter Road  
Main Road, Naogaon  
Tel: 02588882662  
Email: info@islamia.org.bd

##### Barishal Branch:

274, Iqbalbagh  
West Bogra Road, Barishal  
Tel: 0431-2176680  
Email: info@islamia.org.bd

##### Kulaura, Moulvibazar Branch:

Anwara Shopping Complex, Uslapara,  
Kulaura, Moulvibazar, 3230, Sylhet,  
Bangladesh, Tel: 01300284092

### Editorial Board

Brig. Gen. AKM Akhtaruzzaman, ndc, psc (Retd),  
Chief Executive Officer  
Associate Prof. Dr. A.S.M. Moin Uddin  
Associate Prof. Dr. Bipul Kumer Sarker  
Assistant Prof. Dr. Mamunur Rashid Chowdhury  
Major. Dr. Shah Md. Rajibul Islam (Retd), Jr. Consultant  
Mohammad Shamsal Islam, Epidemiologist