

## Certificate-giving ceremony held for IIEI&H long-term fellows

IIEI&H education department arranged certificate-giving ceremony at Freed Hollows Auditorium for the long-term fellows. Dr. Anwarul Azim (Vitreous Retina), Dr. Humeira Nazlee (Glaucoma), Dr. Nusrat Lubna Islam (Glaucoma), Dr. Sheikh Mohammad Rashedul Haque (Oculoplasty & Orbit), Dr. Farzana Kakule (Pediatric Ophthalmology & Strabismus) and Dr. Nabila Rahman, Pediatric Ophthalmology & Strabismus) received their certificates, for an 18-month long-term fellowship in different sub-specialties on completion of the fellowship. The CEO, Director of medical services, Director of education, Trainers, Doctors, and staffs members of the Education Department attended the event.



Dr. Anwarul Azim is receiving his fellowship completion certificate from the CEO



Dr. Humeira Nazlee is receiving her fellowship completion certificate from the CEO



Dr. Nusrat Lubna Islam is receiving her fellowship completion certificate from the CEO



Dr. Sheikh Mohammad Rashedul Haque is receiving his fellowship completion certificate from the CEO



Dr. Farzana Kakule is receiving her fellowship completion certificate from the CEO



Dr. Nabila Rahman is receiving her fellowship completion certificate from the CEO



CEO is delivering his speech at the certificate-giving ceremony



Participants of the certificate-giving ceremony

### Experience of Dr. Fatima Ibrahim as a Foreign fellow at IIEI&H

I am Dr Fatima Ibrahim, a general ophthalmologist from Nigeria. I came to IIEIH for a six-week phacoemulsification surgery training. Sincerely speaking, my training was an adventure. I was impressed from the time I lodged in the guest house as I got a warm reception from the hospitality department. All means of communication were promptly arranged. They ensured I was comfortable and were available 24 hours to attend promptly to my needs. They gave me the choice of food I wanted and the food was nice and hygienic.

I was introduced to the education department the next day where I met this awesome trainer, the phaco development manager; a dedicated and seasoned trainer. He gave me a good start to my program and addressed all concerns. I enjoyed every bit of the wet lab sessions, well organized and interesting- baking the goat eyes, learning the parts of the phaco machine and how to operate it, pharmacodynamics, and lots of lectures. By the end of the 2 weeks of wet lab sessions, my trainer made sure I was well-armed to start step surgery. Special thanks to him.

The OT session was another phase of observation of surgeons, assisting, step surgery, and teachings. I had the opportunity to meet experienced surgeons and interact with them. They were always around and addressed any questions and clarifications from trainees. Their utmost priority was patient safety first and I learned a lot from them. I also got tips to improve my SICS. They offered not only mentorship in academics but in other aspects of patient care such as reminding me of my purpose as a doctor and as a human being. Special thanks to them. The entire OT staff was a nice set of people. They were always smiling, helping to address all concerns like patient selection and timing of surgery. I observed a system of good collaboration and a high level of communication and responsibility. The staff are dedicated to their work, emphasizing maintaining asepsis, showing compassion to patients, managing time appropriately, and accurately keeping records. Another exciting part of OT sessions was having the opportunity to watch other trainees doing surgery.

The training also involved access to other aspects of patient care such as pre-and post-operative assessments, biometry sessions, and a library with assorted books and journals. There is also an avenue for continuous interaction with the trainers even after returning to my country such as WhatsApp groups for trainees and provision of contact information by some trainers.

The hospital environment became a home to me, with friendly people all around. Though I stayed in the guest house, I also had the opportunity to visit other places. My best time was when I visited outside Dhaka city where I met another community of lovely people and had so much fun. Special thanks to those who facilitated it.

Overall, I say Alhamdulillah for choosing IIEI&H for my training, I have no regrets at all. I look forward to coming back to this wonderful place for further training. Thank you, IIEI&H family.



Coordinator CTP is guiding fellow in the wet lab



Fellow is performing OT



Fellow Post-operative follow-up session with Professor Sarwar Alam



Fellow practicing in the wet lab



Fellow is receiving her certificate



Fellow is delivering her speech in the certificate-giving ceremony  
**Aravind Eye Institute & Hospital: Pediatric Ophthalmology and Strabismus fellow Dr. Nabila Rahman experience**

“Every new experience brings its maturity and a greater clarity of vision.” This famous quote is now clearly understood after I got back from my 1-month observer ship at Aravind Eye Hospital, Madurai, Chennai. This one month gave me a clue about what should I look for in the future. And I happily realized that I am in safe mentorship from which I am getting world-class training in my subject. This is a big opportunity offered during our fellowship, which might not be that easy if you think out of this fellowship program. Staying in a different culture and society for a long 1 month, helped me to adapt to any kind of inconsistent situation. I could make very good friends there with whom I can share my knowledge and also take their support for developing my skills and approach. Leaving behind your own family almost a thousand kilometers away was the only hurdle of my observer ship, other than that it was a life time experience that I can cherish forever.



Departmental presentation session



Receiving certificate from HoD Dr. Shahikant Shetty



Fellow with Dr. Vijayalakshmi

## Experience of Dr. Ahmed Amer Hussein Mohamed as a Foreign fellow at IIEI&H

I am Dr. Ahmed Amer Hussein Mohamed, a general ophthalmologist from Egypt. It was a pleasant experience despite some anxiety before coming to the hospital. But in the presence of organized training and excellent trainers, everyone cooperates to facilitate matters and make them special days in our professional record. However, I was more impressed by the tremendous development in the various departments and advanced surgical cases in the operating rooms, which provided me with a lot of practical experience. All this with full respect for the patient’s privacy and providing advice in a way that the patient and his family understand in a highly honest and professional manner. I advised many of my colleagues to come here as it will be a great leap in their professional advancement. Thanks so much to each member of Isphahani Islamia Eye Hospital & institute.



Fellow practicing in the wet lab



Fellow post-operative follow-up

## Treatment of a one-eyed patient epithelial defect with S/P Vitreo retina surgery: A case report

**Dr. A.S.M. Moin Uddin**  
 Associate Professor & Senior Consultant  
 Department of Cornea and Anterior Segment &

**Dr. Ashfia Farhin Huq**  
 Junior Consultant  
 Department of Cornea and Anterior Segment

Patient Md. Mojibur Rahman, 53 years old was diagnosed with Right eye- blindness and Left eye- Persistent epithelial defect with S/P Vitreo retina surgery. Visual acuity in the left eye was 3/60. The patient had PPV+ EL+silicon oil due to RD 6 months back. Silicon oil was removed 3 months before.

At the cornea clinic, we did left-removal of loose epithelium+AMG with fibrin glue+BCL+ temporary central tarsorrhaphy a month back. On the 7th POD tarsorrhaphy was removed. The epithelium was found to be healing. BCL was kept in situ and after 1 month epithelium healed very well.



Fig-1: Patient's eye with epithelial defect



Fig-2: Patient's eye after removal of the epithelium

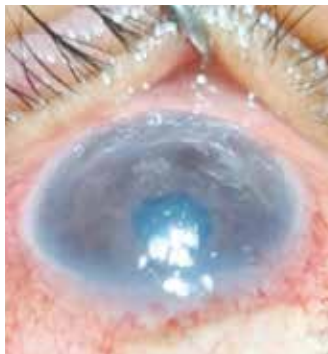


Fig-3: Patient eye after AMG BCL



Fig-4: Patient eye with fully healed epithelium

### Pseudophakic malignant glaucoma and its management – a rare case report

**Dr Farhana Yasmin**  
**Assistant Professor & Consultant**  
**Department of Vitreo Retina**

A 70-year-old lady came to our hospital with a complaint of increasing pain decreased visual acuity and heaviness in the left eye for 5 days. She had a history of cataract surgery in the left eye 7 days back. On examination visual acuity was light perception and intraocular pressure by Goldman applanation tonometer was 55mm of Hg in her LE. Slit lamp biomicroscopy revealed severe conjunctival injection, intense corneal oedema absent central and peripheral anterior chamber, iridocorneal touch centrally, and posterior chamber pseudophakia. An ultrasound B-scan ruled out posterior segment pathology, which showed no vitreous or choroidal abnormalities. with no other ocular history. Based on history and clinical examination we diagnosed the patient as malignant glaucoma.

In the RE, the visual acuity was 6/6 with correction and spectacle, Intraocular pressure was 17mm of Hg by Goldman applanation tonometer and slit lamp biomicroscopy revealed no abnormality in the posterior chamber and fundus. Immediately patient was admitted to the hospital and treated with oral acetazolamide 3x500mg, topical timolol and brimonidine combination 2x1 and topical brinzolamide 3x1 along with topical cycloplegic atropine 1% 3x1, iv mannitol 20% 2x500 ml. ND YAG laser peripheral iridotomy was performed. After 12 hours intraocular pressure (IOP) was 47 mm of Hg despite a patent iridotomy in the left eye, absent AC with severe corneal edema. The diagnosis of pseudophakic malignant glaucoma was confirmed as no resolution of symptoms and signs. ND YAG laser capsulotomy was done.

Despite maximal systemic and topical therapy, the desired result was not achieved. Finally, after 24 hours we decided to perform 23G pars plana anterior vitrectomy and anterior hyaloidotomy. Anterior hyaloid face and anterior vitreous were removed in order to eliminate the blockage and aqueous misdirection completely. That was confirmed by the deepening of the anterior chamber pre-operative.

First day postoperative, the AC depth increased and the IOP became decreased to 28mm of Hg. The patient was discharged with visual acuity hand movement in her LE, reduced corneal edema, and normal AC depth. After a month, the corneal edema resolved, the visual acuity was 1/60 and the IOP was 20 mm of Hg. The fundus showed peripapillary atrophy, with cup disc ratio of 0.6. After 3 months of postoperative follow-up, the visual acuity improved in the LE to 3/ 60, IOP 17 mm of Hg, and normal AC depth. The patient continues with topical brimonidine and timolol combination, with no relapse of signs and symptoms in a 6-month follow-up.



Fig 1: Patient diagnosed with pseudophakic malignant glaucoma



Fig 2: Preoperative aspect-I

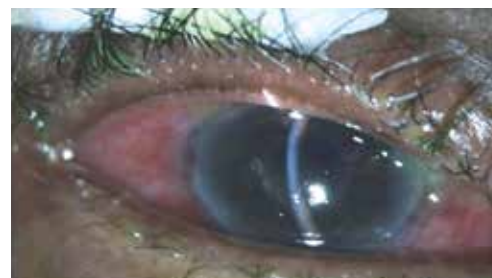


Fig 3: Preoperative aspect-II



Fig 4: 1st postoperative day

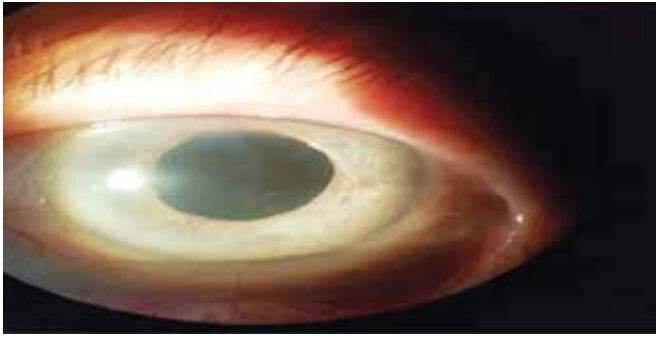


Fig 5: 3 months postoperative status

### IIEI&H Hospitality Department: Functions and Activities

Hospitality and hospitals have similarities in many functions. Patients get admitted, treated, cured, and become customers for their future healthcare needs. In both places, the customer spends time and money to avail good services. Our IIEI&H hospitality department's basic principle is to create a culture of treating customers respectfully and ethically to ensure customer satisfaction with high-standard practices. IIEI&H hospitality department has unique functions including Housekeeping, Food & Beverage, Kitchen, Food Outlet, Laundry, Pest Control, etc.

Housekeeping Services is a very important department, especially in the healthcare sector as this department make patients & attendants feel comfortable during their visit/stay in the hospital.

Our Housekeeping department ensures cleanliness and hygiene in every area of the hospital rovad the clock. The housekeeping department support in reducing the rate of infection in the hospital and the ensure a healthy environment for patients, visitors, and hospital staff members.



IIEI&H well-trained hospitality department team



Training session with hospitality department staff



Training session with hospitality department staff



Delivering food to Patients



Food Outlets for patients and hospital staff



Morning briefing session on cleanliness protocol

### Kitchen, Food & Beverage Services:

Food served in hospitals is one of the major areas on overall patient satisfaction during a patient's hospital stay. Adequate meal consumption to meet patients' dietary requirements is necessary and important to aid in the recovery of a patient in the hospital.

We maintain the good nutritional status of all patients and ensure that the patient is provided with good food as per the diet advice sheet. Food and beverages are an important department within hospitals. We maintain the standard of Housekeeping, Laundry Food & Beverage services ensuring a timely supply of hygienic food and other services.



Practical training sessions on cleanliness for housekeeping staff



Regular Fogging & Fumigation activities



Practical Training Session for Laundry Staff

### CEO Visited the Sri Lanka Eye Donation Society and National Eye Bank

IIEI&H Eye Bank a delegation team led by Brig. Gen. AKM Akhtaruzzaman, ndc, psc (Retd), CEO, visited Sri Lanka Eye Donation Society and National Eye Bank from June 23 to June 26, 2024. The team visited the facilities of the Sri Lanka Eye Donation Society and National Eye Bank and had a bilateral discussion with the authorities of the Eye Donation Society and the National Eye Bank of Sri Lanka on possibilities of importing Corneas. Both of the organizations shown willingness in providing Corneas to IIEI&H. Dr. Md. Raquib Rahman, Deputy Director IIEI&H Eye Bank, and Musa Mansury, Senior Manager of Eye Bank attended the visit with the CEO.



CEO and eye bank team visited Sri Lanka Eye donation society



CEO and eye bank team visited national eye bank of Sri Lanka

### Scientific Seminar on Primary Angle-Closure Glaucoma and Award Giving Ceremony held at IIEI&H

As part of Continuing Medical Education (CME), a Scientific Seminar on Primary Angle-Closure Glaucoma was held on April 30, 2024, at Fred Hollows Foundation at IIEI&H. This Scientific Seminar was jointly organized by the OSB and Glaucoma department of IIEI&H. Professor Dr. Enayet Hussain, President of OSB attended the event as Chief guest, while Brig Gen AKM Akhtaruzzaman, ndc, psc (Retd), CEO, IIEI&H, attended as Special guest, and Prof. Dr. Md. Abdul Quader attended as Chairperson of the event. Senior Ophthalmologists of OSB and the Glaucoma department of IIEI&H attended as panelists of the seminar. A few scientific papers were presented at the event. At the session of the seminar, the certificate was distributed to selected attendees of the scientific seminar. Doctors of IIEI&H and other hospitals attended the scientific seminar and attendees were immensely benefited from this scientific seminar.



CEO, IIEI&H is delivering his speech at the CME event



CME participants are receiving awards at the event



Guests and awardees at the CME session

### Focusing Philanthropy Foundation delegate team paid a Visit at IIEI&H

Mr. Elliott Gilson, former President & current Board Member of Focusing Philanthropy, and Ms. Whitney Schaeffer, Expert in Monitoring and Evaluation of Grantees at Focusing Philanthropy visited Ispahani Islamia Eye Institute & Hospital (IIEI&H), on March 21, 2024. An introductory brief meeting with the foreign delegates was held at the Chairman's Meeting Room. Director-CS, Deputy Director-OSS, Associate Director-HR, and Assistant Director-CS joined the meeting. The delegates visited the wet lab and other hospital departments, expressed their high satisfaction with the hospital's activities, and put their comments in the visitors' book.



Formal meeting with Focusing Philanthropy Foundation team



Focusing Philanthropy Foundation team is visiting the Wet lab



Focusing Philanthropy Foundation team with Director, CS & Coordinator, CTP



Foreign delegate team is visiting the Day Case Surgery (DCS) unit

### Professor Dr. Mohammed Mostafa Hossain attended the APAO LDP Congress 2024 in Bali, Indonesia as an invited speaker and received leadership certificate

The Asia Pacific Academy of Ophthalmology (APAO) 39th Congress was held on February 22-23, 2024 in Bali, Indonesia. The theme of the congress was "Beyond All Limits". Professor Dr. Mohammed Mostafa Hossain, Senior Consultant and Head of the Pediatric Ophthalmology and Strabismus department attended the APAO LDP 2024 congress in Bali, Indonesia as an invited speaker and Presented a paper on "Screening of convergence insufficiency and stereopsis in a tertiary eye hospital". Professor Dr. Mohammed Mostafa Hossain received a prestigious leadership certificate in the 39th APAO Congress.



Professor Dr. Mohammed Mostafa Hossain presented his scientific paper at the congress



Professor Dr. Mohammed Mostafa Hossain with 39th APAO Congress participants



Professor Dr. Mohammed Mostafa Hossain received leadership certificate in the congress

### IIEI&H Colleagues Bid Farewell to Retiring Medical Services Department Doctors

The retirement farewell for Professor Dr. Sibgatullah and Dr. Md. Saiful Islam was held on March 31, 2024, at Fred Hollows Foundation at IIEI&H. Professor Dr. Sibgatullah ending his career at IIEI&H as professor and Head of the Department of Neuro-Ophthalmology while Dr. Md. Saiful Islam also ended his career as an Associate professor in the Department of Vitro Retina. The CEO, Director of Medical Services, Director of Education, Deputy Director of Medical Services, HoDs, and all doctors of the hospital attended the farewell event.

CEO and other speakers mentioned that we are proud to have such dedicated and experienced Ophthalmologists who can inspire others colleagues and associates. IIEI&H is grateful for the service of these dedicated Ophthalmologists, teachers, and researchers and their contributions to our hospital. We wish them a fulfilling retirement.



The CEO spoke at the farewell event



Prof. Dr. Sibgatullah is receiving the farewell crest from the CEO



Associate Prof. Dr. Md. Saiful Islam is receiving the farewell crest from the CEO



Prof. Dr. Sibgatullah is receiving the farewell gift from his colleagues



Associate Prof. Dr. Md. Saiful Islam is receiving the farewell gift from his colleagues

## IIEI&H Regular Wet Lab Discussion Sessions for Local and Foreign Trainees

The need for pre-training in experimental eye surgery has paramount importance. It is an essential way to assess trainees of ophthalmology based on their instrument, tissue handling, and skills. Traditional surgical training, as a sole method, is considered to be of increased risk for the patient. Thus, the need for training in experimental surgeries is considered a prerequisite. IIEI&H Cataract training programs permit a trainee to acquire and maintain a high skill level through regular wet-lab discussion sessions. The overall aim of IIEI&H wet lab discussions is to help our local and international trainees achieve surgical proficiency. Wet lab discussion also allows for practicing novel surgical techniques and preserving, updating, and acquiring new skills from our experienced trainers. Usually, wet-lab discussions focus on each procedure from tissue preparation to post-operative care, demonstrate graft insertion and positioning techniques, potential surgical challenges and complications, and how to manage them well.



Coordinator CTP is conducting a video discussion



Trainer from Cornea is conducting a regular video discussion session



Wet lab video discussion session



Local and foreign trainees attended the video discussion session



### 37th ERC meeting held

As part of the continuous academic activities of the IIEI&H education department, the 37th Ethical Review Committee (ERC) meeting was held on 2nd July 2024 at the Education Department meeting room. The 37th ERC meeting was chaired by Prof. ASM Kamal Uddin and attended by member secretary, Prof. Dr. Sarwar Alam, ERC member Prof. Dr. Anisur Rahman Anjum, Professor Dr. Mohammed Mostafa Hossain, Associate Prof. Dr. Mahmood Mujtaba, and Advocate Abu Naser Siddique attended the ERC meeting. In the 37th ERC meetings, the committee reviewed a total of 6 protocols and approved all protocols with some minor corrections.



37th ERC meeting held at the Education Department



ERC and RC members attended the 37th ERC meeting

### Half-day training session for counselors held at IIEI&H

As a part of Continuing Medical Education (CME), a half-day long training session was held on May 9, 2024, at Fred Hollows Foundation at IIEI&H. This training session was organized by the Nursing and Quality Assurance Department of IIEI&H. The Deputy Director of Medical Services head of the Nursing and Quality Assurance department and all counselors of IIEI&H attended the event. Attendees immensely benefited from this Training session.



Deputy Director of Medical Services is delivering his speech at the CME event.



Head of Nursing and quality assurance attended the event.

### IIEI&H Nursing Department Observed World Nurses Day 2024

Ispahani Islamia Eye Institute and Hospital, Nursing, and Quality Assurance Department have observed International Nurses Day- 2024, on the birth anniversary of Florence Nightingale, the founder of modern nursing. The theme the International Council of Nurses chose for 2024 is “Our Nurses. Our Future. The economic power of care.” The formal program was organized on 11th May 2023 at the Annex Building Auditorium hall of IIEI&H. The session was attended by the advisor, IIEI&H society, CEO, doctors, Director of Medical Services, Director of Education, Director of Finance, HOD, Nurses, and hospital staff. Awarding of the crest to best nurses and cultural program were some of the events included in the Nurses Day observing event.



Advisor IIEI&H Society is delivering her speech at the event



Advisor Zahida Ispahani is delivering her speech at the World Nurses Day event



Head of the HR department is delivering her speech at the event.



CEO is delivering his speech at the World Nurses Day event



Participants of cultural events in the World Nurses Day event



Director of Medical Services is delivering his speech at the event



Participants of the event



Deputy Director of Medical Services is delivering his speech at the event



Participants of World Nurses Day-2024

### Ms. Sobita Lucy Rozario Winner of the Best Nurse Award-2024

Ms. Sobita Lucy Rozario was awarded as the best nurse award-2024. She received this award at the event of International Nurses Day- 2024. She has been working IIEI&H Nursing and Quality Assurance department from 1985 to June 2024 as a Nurse (Outdoor unit). Advisor IIEI&H society, the CEO, and the Director of Medical Services presented the award to Ms. Sobita Lucy Rozario.

IIEI&H nursing and the Quality Assurance Department gave this award aiming to recognize the contribution of nurses to millions of patients of IIEI&H. On winning the award, Nurse Sobita Lucy Rozario said: "I am deeply humbled and grateful to receive the prestigious Best Nurse Award of IIEI&H. As healthcare professionals, we are privileged to make a positive impact on the lives of our patients, and I feel blessed to be part of such a rewarding profession. This award recognizes my achievements and highlights the importance of nursing as a critical component of healthcare. Thank you to all my colleagues, mentors, and patients who have supported me throughout my career."



Best Nurse award-2024 is handed over by Advisor IIEI&H Society and CEO



Winner of Best Nurse award-2024

### 2nd AGM of IIEI&H Social Welfare Department held

The 2nd Annual General Meeting (AGM) of Ispahani Islamia Eye Institute and Hospital (IIEI&H) social welfare department was held on May 28, 2024, at 11.30 am in the Learning Point, IIEI&H. The meeting was attended by the general and life members of the society. The CEO attended the event as chief guest. He also acknowledged the contributions of donors and well-wishers for their continuous support to the IIEI&H social welfare department. The fiscal year 2021-2022 and 2022-2023 budget was presented and approved in the AGM. The members of the IIEI&H social welfare department attended the event and expressed their deep satisfaction with the activities of the social welfare department. The deputy director of the Medical Services Department and officials of the Bangladesh government's social welfare department were also present at the AGM.



CEO and other guests in the AGM event



Donation is received from the Akij group delegate



Donation is received from the Akij group delegate



Donation is received from the Akij group delegate



Giving life membership certificate to a life member of Rofi kallyan samity of the hospital in AGM



Gate - 1



Gate - 2



Gate - 3



Gate - 4

### Contact us

Ispahani Islamia Eye Institute and Hospital  
116/C/2, Monipuripara, Farmgate  
Dhaka-1215, Bangladesh  
Email: info@islamia.org.bd  
Phone: 8141969, 8143158, 55028622  
Call Center: 096 109 98333

#### Time Schedule:

7:30 am to 6:00 pm (Sat to Wed)  
7:30 am to 1:30 pm (Thursday)  
We are closed: Friday / Public Holidays

#### Our Branch Hospitals Location

##### Jamalpur Branch:

Satadal, Amlapara, Jamalpur-2000,  
Bangladesh, Tel: 0981-64535  
Email: info@islamia.org.bd

##### Naogaon Branch:

Noor Manjil, Chalk Mokter Road  
Main Road, Naogaon  
Tel: 02588882662  
Email: info@islamia.org.bd

##### Barishal Branch:

274, Iqbalbagh  
West Bogra Road, Barishal  
Tel: 0431-2176680  
Email: info@islamia.org.bd

##### Kulaura, Moulvibazar Branch:

Anwara Shopping Complex, Uslapara,  
Kulaura, Moulvibazar, 3230, Sylhet,  
Bangladesh, Tel: 01300284092

### Editorial board

Brig Gen AKM Akhtaruzzaman, ndc, psc (Retd),  
Chief Executive Officer

Associate Prof. Dr. A.S.M. Moin Uddin

Associate Prof. Dr. Bipul Kumer Sarker

Assistant Prof. Dr. Mamunur Rashid Chowdhury

Major. Dr. Shah Md. Rajibul Islam (Retd), Jr. Consultant

Mohammad Shamsal Islam, Epidemiologist